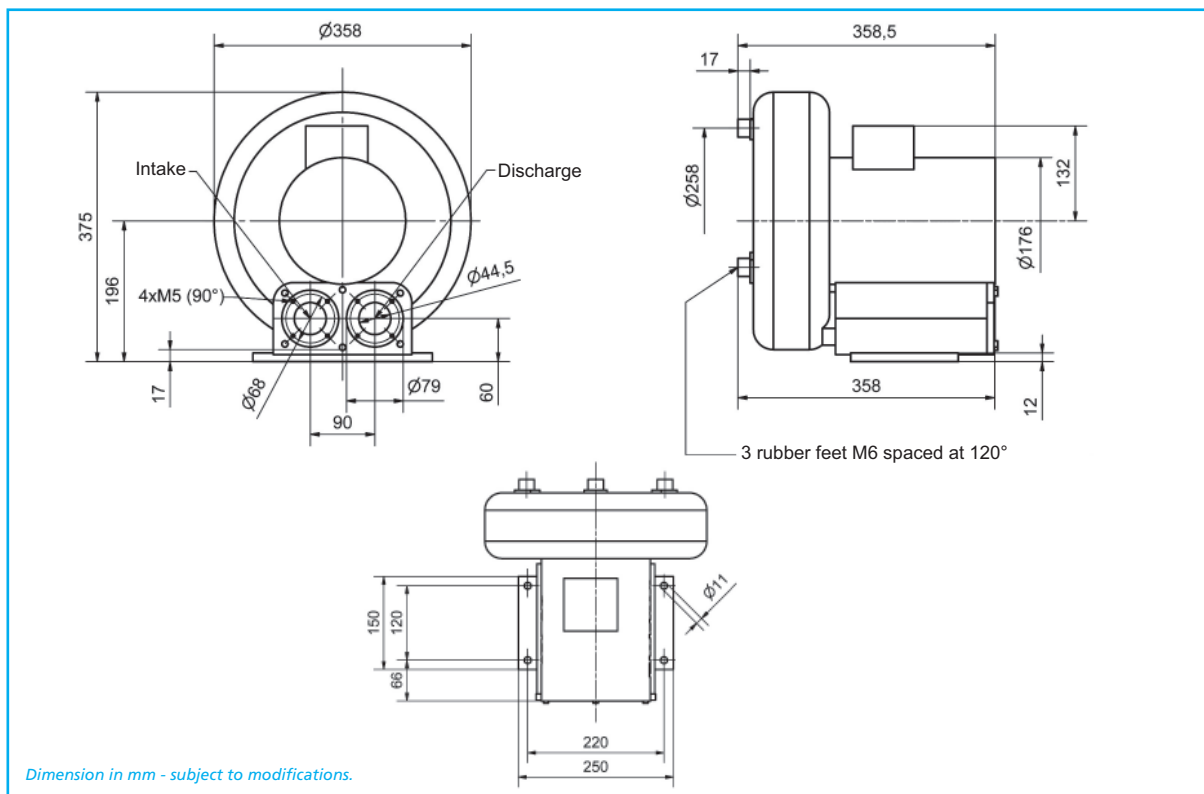


# SD 420 VFD 4

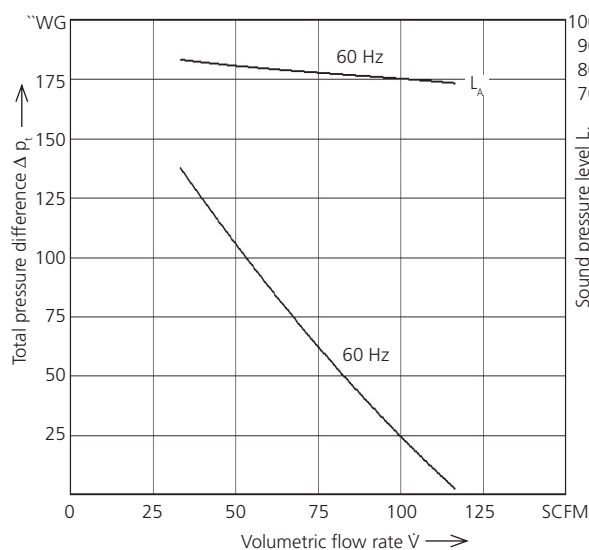


Dimension in mm - subject to modifications.

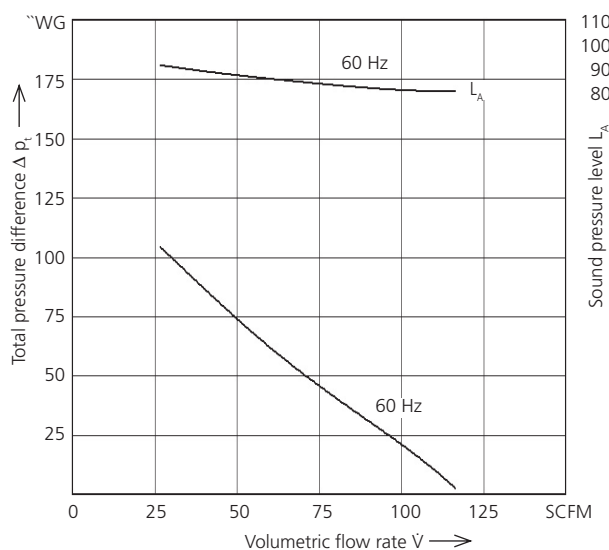
Delivery includes inlet and outlet flanges NPT 1 1/2".

Type	Maximum performance when used as blower			Maximum performance when used as extractor		Motor ratings				Weight
	Frequency	$\dot{V}$ max	$\Delta p_t$ max.	$\dot{V}$ max.	$\Delta p_t$ max.	Rated output	Voltage	Current	RPM	
	Hz	SCFM	"WG	SCFM	"WG	hp	V	Amp.	min <sup>-1</sup>	
SD 420 VFD 4	60	120	136	120	104	2,95	230/460	10,2/5,1	3480	58

## Pressure



## Vacuum



Technical and constructional subject to change.

**Elektor**  
airsystems gmbh

Richard-Hirschmann-Straße 12  
73728 Esslingen/Neckar  
Germany  
sales@elektor.com  
www.elektor.com

**FE**  
FUJIELECTRIC CORPORATION OF AMERICA

Park 80 West Plaza II  
USA-Saddle Brook, NJ 07663  
fujirc@fecoa.fujielectric.com  
www.fujielectric.com