

A/B-C-D • CAST IRON SHEAVES



LEESON offers a comprehensive line of A/B-C-D pulleys for "Quick Detachable" (QD) taper bushings.

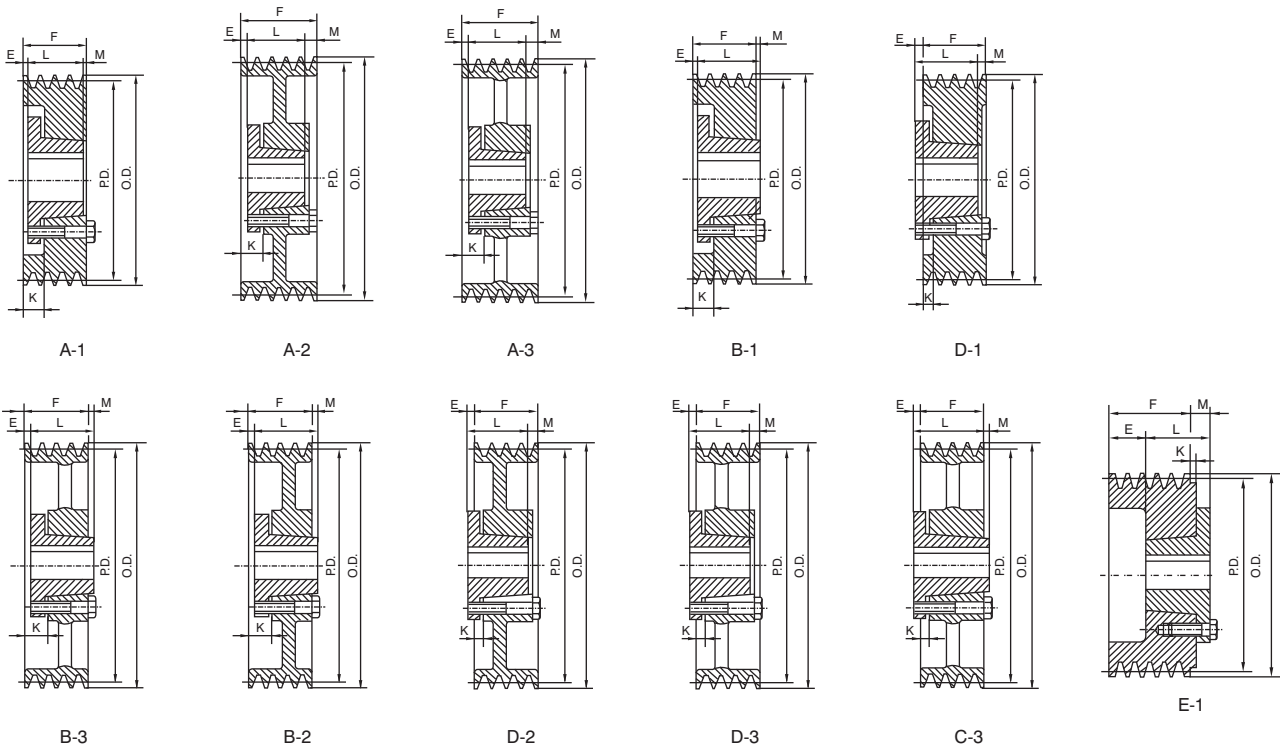
Also referred to as classical V-Belt sheaves each item is made under ISO quality assurance systems.

Features:

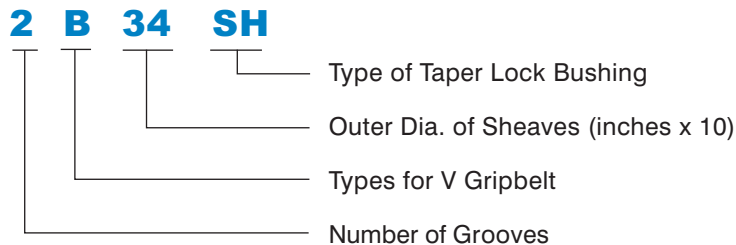
GG25 high performance cast iron

Precision CNC machining

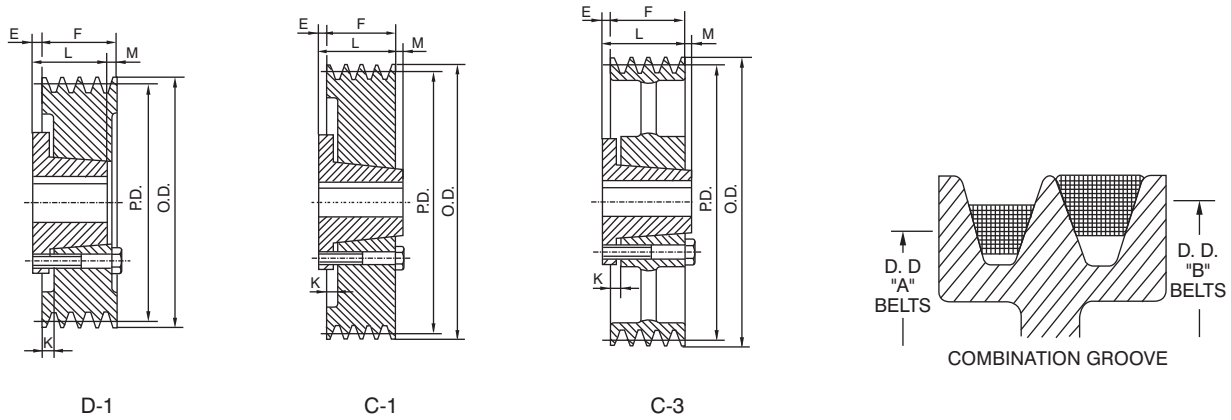
Precision balancing to 06.3



NOMENCLATURE FOR TAPER-LOCK SHEAVES FOR STANDARD NARROW V BELT



A/B-C-D



A/B-1

F = 1" (25.40mm)

Part No.	P.D.		O.D.	Bush	Type	Bush Max. Bore	E	K	L	M	Wgt. Less Bush
	A Belt	B Belt									
1 B 34 SH	3.00	3.40	3.75	SH	D 1	11/16	9/16	—	15/16	1/8	1.2
1 B 36 SH	3.20	3.60	3.95	SH	D 1	11/16	9/16	—	15/16	1/8	1.3
1 B 38 SH	3.40	3.80	4.15	SH	D 1	11/16	9/16	—	15/16	1/8	1.6
1 B 40 SH	3.60	4.00	4.35	SH	C 1	11/16	1/4	5/16	15/16	3/16	1.8
1 B 42 SH	3.80	4.20	4.55	SH	C 1	11/16	1/4	5/16	15/16	3/16	2.0
1 B 44 SH	4.00	4.40	4.75	SH	C 1	11/16	1/4	5/16	15/16	3/16	2.2
1 B 46 SDS	4.20	4.60	4.95	SDS	C 1	2	5/16	5/16	13/8	3/16	2.4
1 B 48 SDS	4.40	4.80	5.15	SDS	C 1	2	5/16	5/16	13/8	3/16	2.6
1 B 50 SDS	4.60	5.00	5.35	SDS	C 1	2	5/16	5/16	13/8	3/16	3.0
1 B 52 SDS	4.80	5.20	5.55	SDS	C 1	2	5/16	5/16	13/8	3/16	3.4
1 B 54 SDS	5.00	5.40	5.75	SDS	C 1	2	5/16	5/16	13/8	3/16	3.8
1 B 56 SDS	5.20	5.60	5.95	SDS	C 1	2	5/16	5/16	13/8	3/16	4.0
1 B 58 SDS	5.40	5.80	6.15	SDS	C 1	2	5/16	5/16	13/8	3/16	4.4
1 B 60 SDS	5.60	6.00	6.35	SDS	C 1	2	5/16	5/16	13/8	3/16	4.6
1 B 62 SDS	5.80	6.20	6.55	SDS	C 2*	2	5/16	5/16	13/8	3/16	4.8
1 B 64 SDS	6.00	6.40	6.75	SDS	C 2*	2	5/16	5/16	13/8	3/16	5.0
1 B 66 SDS	6.20	6.60	6.95	SDS	C 2*	2	5/16	5/16	13/8	3/16	5.4
1 B 68 SDS	6.40	6.80	7.15	SDS	C 2*	2	5/16	5/16	13/8	3/16	5.6
1 B 70 SDS	6.60	7.00	7.35	SDS	C 2*	2	1/2	1/8	13/8	1/8	6.0
1 B 74 SDS	7.00	7.40	7.75	SDS	C 2*	2	1/2	1/8	13/8	1/8	6.3
1 B 80 SDS	7.60	8.00	8.35	SDS	C 3	2	1/2	1/8	13/8	1/8	6.6
1 B 86 SDS	8.20	8.60	8.95	SDS	C 3	2	1/2	1/8	13/8	1/8	7.0
1 B 94 SDS	9.00	9.40	9.75	SDS	C 3	2	1/2	1/8	13/8	1/8	8.0
1 B 110 SDS	10.60	11.00	11.35	SDS	C 3	2	1/2	1/8	13/8	1/8	10.0
1 B 124 SDS	12.00	12.40	12.75	SDS	C 3	2	1/2	1/8	13/8	1/8	12.0
1 B 136 SDS	13.20	13.60	13.95	SDS	C 3	2	1/2	1/8	13/8	1/8	14.0
1 B 154 SK	15.00	15.40	15.75	SK	C 3	25/8	9/16	1/8	115/16	3/8	17.0
1 B 160 SK	15.60	16.00	16.35	SK	C 3	25/8	9/16	1/8	115/16	3/8	18.0
1 B 184 SK	18.00	18.40	18.75	SK	C 3	25/8	9/16	1/8	115/16	3/8	20.0
1 B 200 SK	19.60	20.00	20.35	SK	C 3	25/8	9/16	1/8	115/16	3/8	23.0

* Contact LEESON for drawing

A/B-C-D