

A/B-C-D • CAST IRON SHEAVES



LEESON offers a comprehensive line of A/B-C-D pulleys for "Quick Detachable" (QD) taper bushings.

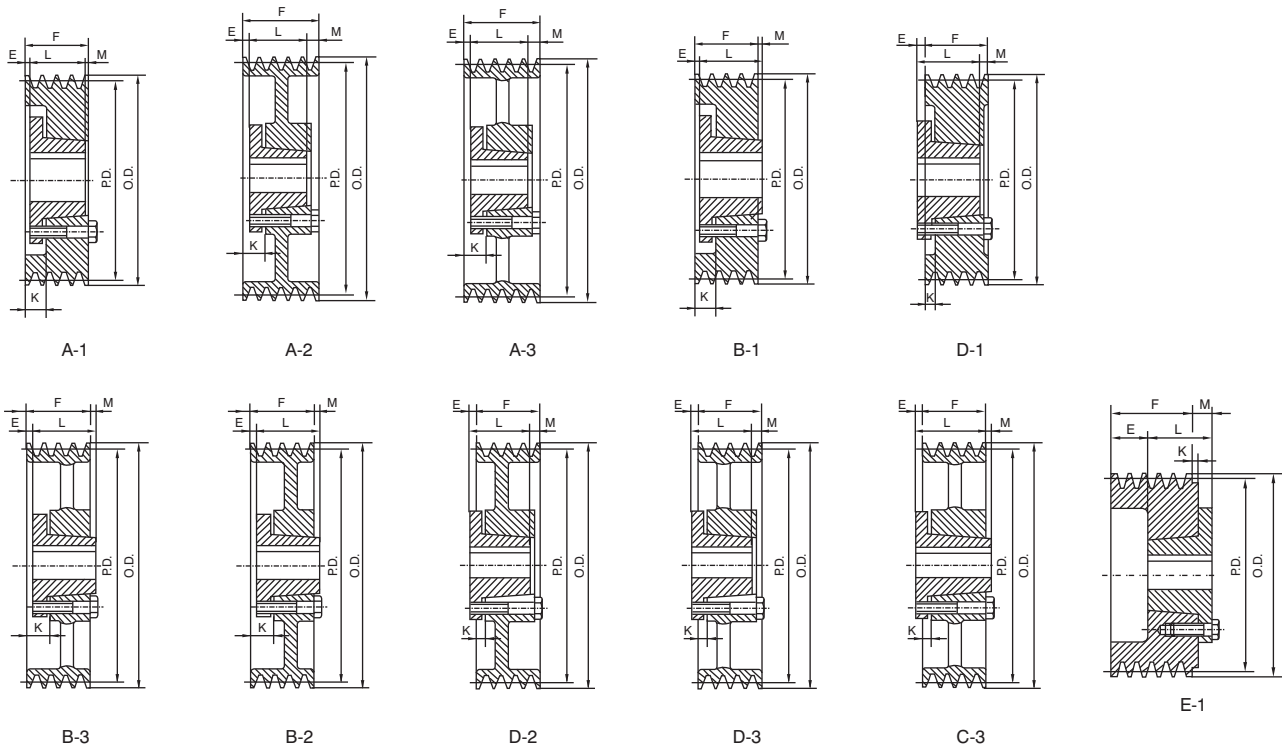
Also referred to as classical V-Belt sheaves each item is made under ISO quality assurance systems.

Features:

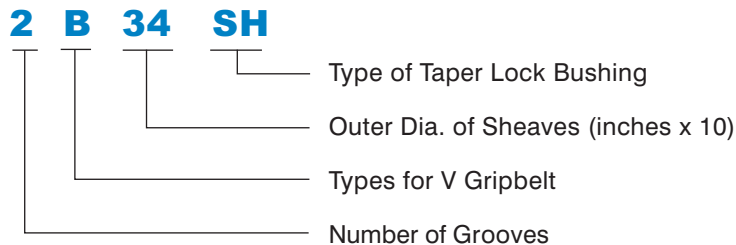
GG25 high performance cast iron

Precision CNC machining

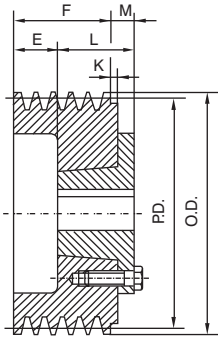
Precision balancing to 06.3



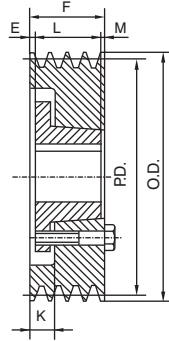
NOMENCLATURE FOR TAPER-LOCK SHEAVES FOR STANDARD NARROW V BELT



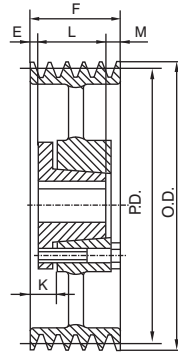
A/B-C-D



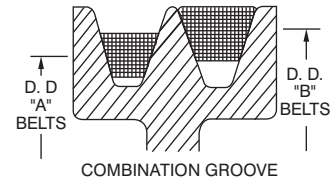
E-1



A-1



A-3



A/B-4

F=3 1/4" (82.55mm)

Part No.	P.D.		O.D.	Bush	Type	Bush Max. Bore	E	K	L	M	Wgt. Less Bush
	A Belt	B Belt									
4 B 34 SD	3.00	3.40	3.75	SD	E1	2	23/8	5/16	113/16	15/16	4
4 B 36 SD	3.20	3.60	3.95	SD	E1	2	23/8	5/16	113/16	15/16	5
4 B 38 SD	3.40	3.80	4.15	SD	E1	2	23/8	5/16	113/16	15/16	5
4 B 40 SD	3.60	4.00	4.35	SD	E1	2	21/16	—	113/16	5/8	6
4 B 42 SD	3.80	4.20	4.55	SD	E1	2	21/16	—	113/16	5/8	7
4 B 44 SD	4.00	4.40	4.75	SD	E1	2	21/16	—	113/16	5/8	7
4 B 46 SD	4.20	4.60	4.95	SD	A1	2	11/16	15/16	113/16	3/4	7
4 B 48 SD	4.40	4.80	5.15	SD	A1	2	11/16	15/16	113/16	3/4	8
4 B 50 SD	4.60	5.00	5.35	SD	A1	2	11/16	15/16	113/16	3/4	9
4 B 52 SD	4.80	5.20	5.55	SD	A1	2	11/16	15/16	113/16	3/4	10.0
4 B 54 SD	5.00	5.40	5.75	SD	A1	2	11/16	15/16	113/16	3/4	10.5
4 B 56 SD	5.20	5.60	5.95	SD	A1	2	11/16	15/16	113/16	3/4	11.0
4 B 58 SD	5.40	5.80	6.15	SD	A1	2	11/16	15/16	113/16	3/4	12.0
4 B 60 SD	5.60	6.00	6.35	SD	A1	2	11/16	15/16	113/16	3/4	12.5
4 B 62 SD	5.80	6.20	6.55	SD	A1	2	11/16	15/16	113/16	3/4	13.0
4 B 64 SD	6.00	6.40	6.75	SD	A1	2	11/16	15/16	113/16	3/4	14.0
4 B 66 SD	6.20	6.60	6.95	SD	A1	2	11/16	15/16	113/16	3/4	14.5
4 B 68 SD	6.40	6.80	7.15	SD	A1	2	11/16	15/16	113/16	3/4	15.0
4 B 70 SK	6.60	7.00	7.35	SK	A1	25/8	5/16	1	115/16	1	15.5
4 B 74 SK	7.00	7.40	7.75	SK	A1	25/8	5/16	1	115/16	1	16.0
4 B 80 SK	7.60	8.00	8.35	SK	A1	25/8	5/16	1	115/16	1	17.0
4 B 86 SK	8.20	8.60	8.95	SK	A3	25/8	5/16	1	115/16	1	18.0
4 B 94 SK	9.00	9.40	9.75	SK	A3	25/8	5/16	1	115/16	1	19.0
4 B 110 SK	10.60	11.00	11.35	SK	A3	25/8	5/16	1	115/16	1	24.0
4 B 124 SK	12.00	12.40	12.75	SK	A3	25/8	5/16	1	115/16	1	26.0
4 B 136 SK	13.20	13.60	13.95	SK	A3	25/8	5/16	1	115/16	1	28.0
4 B 154 SF	15.00	15.40	15.75	SF	A3	25/16	5/16	1	21/16	7/8	41.0
4 B 160 SF	15.60	16.00	16.35	SF	A3	25/16	5/16	1	21/16	7/8	42.0
4 B 184 SF	18.00	18.40	18.75	SF	A3	25/16	5/16	1	21/16	7/8	48.0
4 B 200 SF	19.60	20.00	20.35	SF	A3	25/16	5/16	1	21/16	7/8	58.0
4 B 250 E	24.60	25.00	25.35	E	A3	31/2	1/8	1	25/8	1/2	78.0
4 B 300 E	29.60	30.00	30.35	E	A3	31/2	1/8	1	25/8	1/2	93.0
4 B 380 E	37.60	38.00	38.35	E	A3	31/2	1/8	1	25/8	1/2	138

A/B-C-D