

A/B-C-D • CAST IRON SHEAVES



LEESON offers a comprehensive line of A/B-C-D pulleys for "Quick Detachable" (QD) taper bushings.

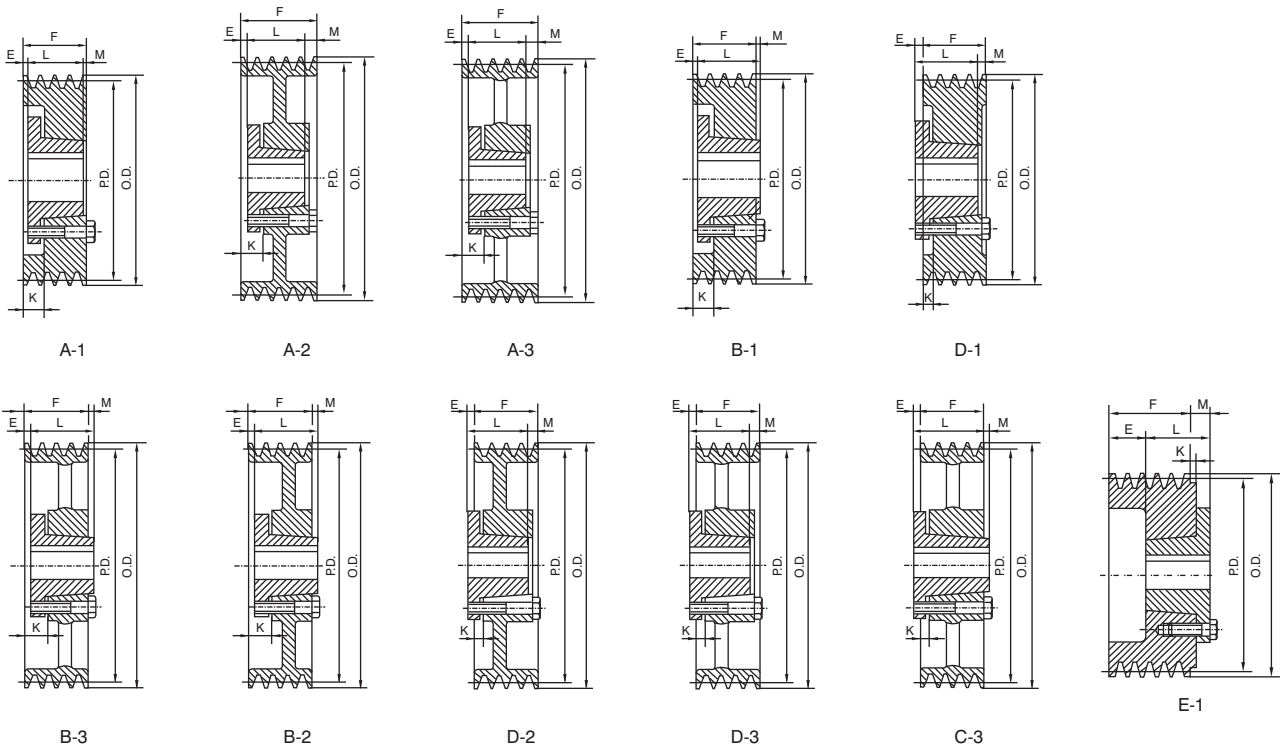
Also referred to as classical V-Belt sheaves each item is made under ISO quality assurance systems.

Features:

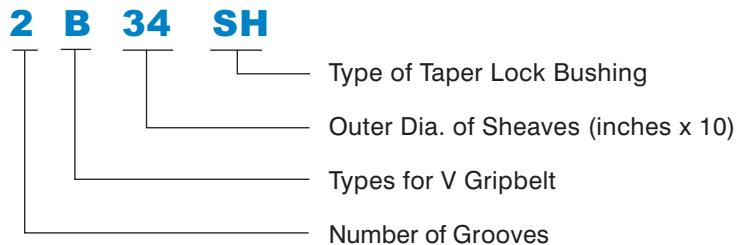
GG25 high performance cast iron

Precision CNC machining

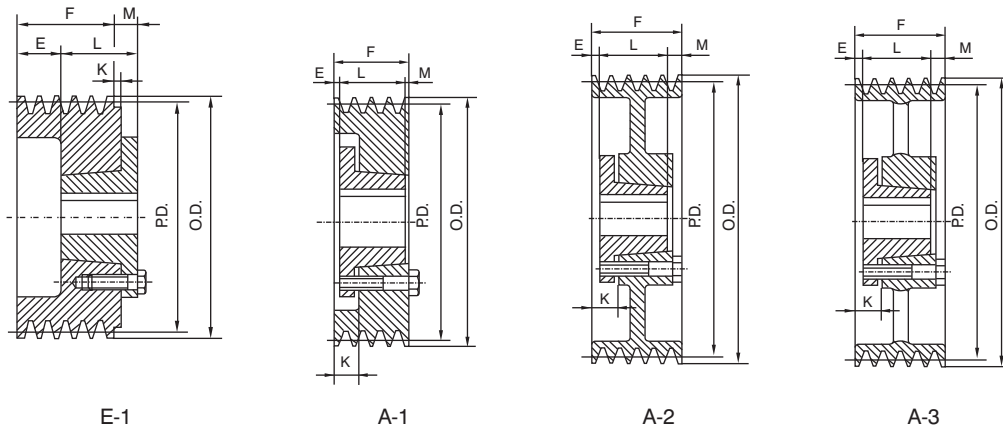
Precision balancing to 06.3



NOMENCLATURE FOR TAPER-LOCK SHEAVES FOR STANDARD NARROW V BELT



A/B-C-D



A/B-5

F=4" (101.60mm)

Part No.	P.D.		O.D.	Bush	Type	Bush Max. Bore	E	K	L	M	Wgt. Less Bush
	A Belt	B Belt									
5 B 34 SD	3.00	3.40	3.75	SD	E1	2	3/4	7/16	1 13/16	1 1/16	5.0
5 B 36 SD	3.20	3.60	3.95	SD	E1	2	3/4	7/16	1 13/16	1 1/16	6.0
5 B 38 SD	3.40	3.80	4.15	SD	E1	2	3/8	5/16	1 13/16	15/16	6.5
5 B 40 SD	3.60	4.00	4.35	SD	E1	2	2 13/16	—	1 13/16	5/8	7.0
5 B 42 SD	3.80	4.20	4.55	SD	E1	2	2 13/16	—	1 13/16	5/8	7.5
5 B 44 SD	4.00	4.40	4.75	SD	E1	2	2 13/16	—	1 13/16	5/8	8.0
5 B 46 SD	4.20	4.60	4.95	SD	A1	2	1 1/16	15/16	1 13/16	1 1/2	9.0
5 B 48 SD	4.40	4.80	5.15	SD	A1	2	1 1/16	15/16	1 13/16	1 1/2	9.5
5 B 50 SD	4.60	5.00	5.35	SD	A1	2	1 1/16	15/16	1 13/16	1 1/2	10.0
5 B 52 SD	4.80	5.20	5.55	SD	A1	2	1 1/16	15/16	1 13/16	1 1/2	10.5
5 B 54 SK	5.00	5.40	5.75	SK	A1	25/8	5/8	15/16	1 15/16	1 7/16	11.0
5 B 56 SK	5.20	5.60	5.95	SK	A1	25/8	5/8	15/16	1 15/16	1 7/16	11.5
5 B 58 SK	5.40	5.80	6.15	SK	A1	25/8	5/8	15/16	1 15/16	1 7/16	12.0
5 B 60 SK	5.60	6.00	6.35	SK	A1	25/8	5/8	15/16	1 15/16	1 7/16	13.0
5 B 62 SK	5.80	6.20	6.55	SK	A1	25/8	5/8	15/16	1 15/16	1 7/16	14.0
5 B 64 SK	6.00	6.40	6.75	SK	A1	25/8	5/8	15/16	1 15/16	1 7/16	15.0
5 B 66 SK	6.20	6.60	6.95	SK	A1	25/8	5/8	15/16	1 15/16	1 7/16	16.0
5 B 68 SK	6.40	6.80	7.15	SK	A1	25/8	5/8	15/16	1 15/16	1 7/16	17.0
5 B 70 SF	6.60	7.00	7.35	SF	A1	2 15/16	5/8	15/16	2 1/16	15/16	18.0
5 B 74 SF	7.00	7.40	7.75	SF	A1	2 15/16	5/8	15/16	2 1/16	15/16	20.0
5 B 80 SF	7.60	8.00	8.35	SF	A1	2 15/16	5/8	15/16	2 1/16	15/16	23.0
5 B 86 SF	8.20	8.60	8.95	SF	A2	2 15/16	5/8	15/16	2 1/16	15/16	24.0
5 B 94 SF	9.00	9.40	9.75	SF	A2	2 15/16	5/8	15/16	2 1/16	15/16	26.0
5 B 110 SF	10.60	11.00	11.35	SF	A2	2 15/16	5/8	15/16	2 1/16	15/16	32.0
5 B 124 SF	12.00	12.40	12.75	SF	A3	2 15/16	5/8	15/16	2 1/16	15/16	35.0
5 B 136 SF	13.20	13.60	13.95	SF	A3	2 15/16	5/8	15/16	2 1/16	15/16	36.0
5 B 154 SF	15.00	15.40	15.75	SF	A3	2 15/16	5/8	15/16	2 1/16	15/16	46.0
5 B 160 SF	15.60	16.00	16.35	SF	A3	2 15/16	5/8	15/16	2 1/16	15/16	48.0
5 B 184 SF	18.00	18.40	18.75	SF	A3	2 15/16	5/8	15/16	2 1/16	15/16	50.0
5 B 200 E	19.60	20.00	20.35	E	A3	3 1/2	3/8	1 1/4	25/8	1	72.0
5 B 250 E	24.60	25.00	25.35	E	A3	3 1/2	3/8	1 1/4	25/8	1	90.0
5 B 300 E	29.60	30.00	30.35	E	A3	3 1/2	3/8	1 1/4	25/8	1	108
5 B 380 E	37.60	38.00	38.35	E	A3	3 1/2	3/8	1 1/4	25/8	1	145

FOR QTL TAPER BUSHING - SEE PAGE 10