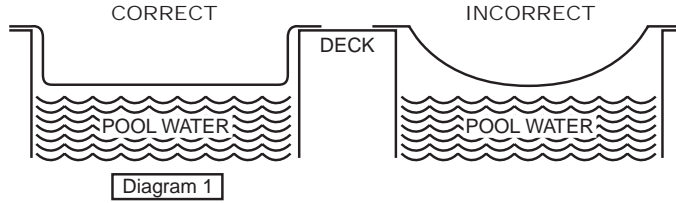


In-Ground Leaf Net Installation Instructions


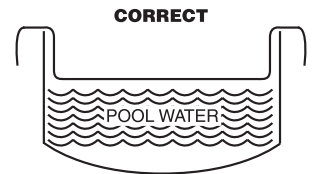
1. INSTALL YOUR LEAF NET ON TOP OF YOUR WINTER COVER.
2. If you find that your leaf net is too small, do not stretch it across the pool in an attempt to make it fit. Your leaf net should fit your pool as shown in Diagram 1, below.



3. Your leaf net is sized for a maximum water drop below the deck of 18". If you normally drop your water more than 18" in the Fall, return your leaf net for a larger size. Refer to Diagram 1 for proper fit.
4. Do not use bricks or sharp blocks to weigh down your leaf net as they will cut and scuff the leaf net. We recommend using water tubes for leaf net installation.
5. If you tie your leaf net to a fence or other permanent structure, be sure to use a flexible bungie cord. This flexible cord will allow the leaf net to shift as snow and ice accumulates without pulling out the corner tabs or straps. Water tubes must still be used.

Above-Ground Leaf Net Installation Instructions

1. INSTALL YOUR LEAF NET ON TOP OF YOUR WINTER COVER.
2. Place leaf net over the entire pool and let it rest on the water.
3. Your leaf net is sized for maximum water drop below the deck of about 12". If you drop your water more than 12", order a larger size.
4. Your leaf net should hug the side wall of your pool and lay on top of the water as in Diagram 2, lower right. Stretching the leaf net as in Diagram 3 will damage it.
5. Thread cable through the leaf net loops and use the ratchet to tighten it.



PLACE
STAMP
HERE

Attn: Arctic Armor Warranty Department
Blue Wave Products, Inc.
1745 Wallace Ave, Ste. B
St. Charles, IL 60174



Leaf Net Warranty Registration Card

1745 Wallace Ave, Ste. B
St. Charles, IL 60174

1. Leaf net has a **one-year** warranty against defects in materials and workmanship. To receive the extended warranty, the card must be filled out completely and returned.
2. Leaf net has a **four-year** pro-rated warranty on material degradation.

Ewawqo gt 'y knit gegk'g'vj g'hmqy lpi 'et gf l'vqy ctf u'vj g't wtej cug'qht'pgy 'NgchP gvc
The purchaser shall be responsible for any handling or shipment fees for replacement cover.

- Year 1 - unconditional on fabric and workmanship.
- Year 2 - 30% of current retail selling price.
- Year 3 - 20% of current retail selling price.
- Year 4 - 10% of current retail selling price.

3. Leaf net must be returned with a receipt showing date of purchase and purchase price to the dealer from which the leaf net was purchased. **No warranty claim will be honored without a receipt.**
4. If it is requested that the leaf net cover be returned, the return freight must be prepaid.
5. Improper installation will render this warranty null and void. Improper installation includes the use of milk jugs, concrete blocks or other hold down devices not included with the leaf net.
6. This warranty is in lieu of all other warranties expressed or implied and no responsibility is assumed for future damage due to misuse. This warranty does not cover any damage from the elements such as wind, snow, heavy rains, etc. We are not responsible for damage to the leaf net due to improper installation or excessive wear from coping or sharp areas at the top rail of the pool. The leaf net must be protected from these areas by proper padding at these wear points.

WARNING! This leaf net is designed solely to protect your pool from the elements during the months when the pool is not in use. It is not designed or intended as a safety cover. To avoid the risk of drowning, **STAY OFF THE LEAF NET AT ALL TIMES. NEVER** allow unsupervised children near the pool covered or uncovered.



LEAF NET WARRANTY REGISTRATION

Date Purchased: ____/____/____

Purchaser: _____

Address: _____

City/State/Zip: _____

Phone: () _____

Purchased from: _____

Pool Type: Above-Ground In-Ground

Pool Size: _____

Purchase Price: _____

Leaf Net Size: _____

To ensure product warranty, complete all information and mail this card within 10 days of purchase.