



END CAP CONFIGURATIONS


01 2" MALE SLIP FITTING




02 1-3/4" MALE SLIP FITTING




03 1-1/2" MALE SLIP FITTING



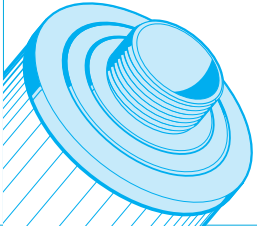
04 1-1/2" OR 2" SAE THREAD



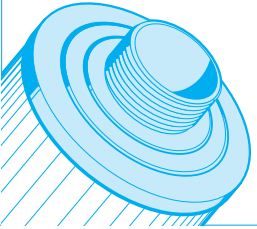
05 1-1/4" SAE THREAD



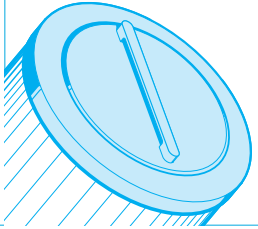
06 2" MALE THREAD/MPT



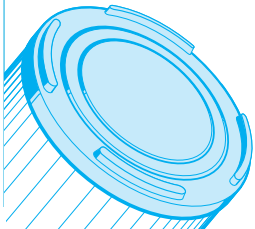
07 1-1/2" MALE THREAD/MPT



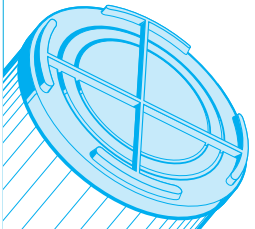
08 BAR HANDLE




09 CASTLE




10 CASTLE WITH CROSS RIBS




11 CLOSED




12 CLOSED WITH 2" SAE THREAD



13 CLOSED WITH 3-STEP EDGE



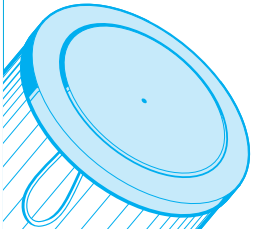
14 CLOSED WITH RAISED RING



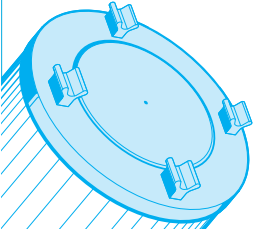
15 CLOSED WITH STRING HANDLE




16 CLOSED WITH STRING LOOP




17 CLOSED WITH Y STAND-OFFS




18 HOSE FITTING




19 INJECTION MOLDED CONE ADAPTER




20 INJECTION MOLDED KNOB HANDLE




21 MALE SLIP FITTING WITH MOLDED O-RING




22 MALE SLIP FITTING WITH MPT




23 MOLDED CONE HANDLE




24 OPEN




25 OPEN WITH 12 CONCENTRIC HOLES




26 OPEN WITH 12 CONCENTRIC SLOTS




27 OPEN WITH BEVELED EDGE




28 OPEN WITH MOLDED GASKET




29 OPEN WITH MOLDED O-RING




30 OPEN WITH SLOTS



31 OPEN WITH STEP



32 OPEN WITH TWIST LOCK



33 SEMI-CIRCULAR HANDLE

