



**Model: 116157-00**  
**116157-29\***  
**116157-32\***

**SPECIAL FEATURES**

- Suitable for 24 volt DC operation
- UL Recognized, category PRGY2 (E47185)
- Provision for grounding
- Skeleton-frame design
- Epoxy painted fan case
- Patented air seal bearing construction. U.S. Patent #4,088,424
- The Lamb Electric vacuum motor line offers a wide range of performance levels to meet design needs.

**\*Model 116157-29 features inlet tube 1.50" diameter x 1.0" long**

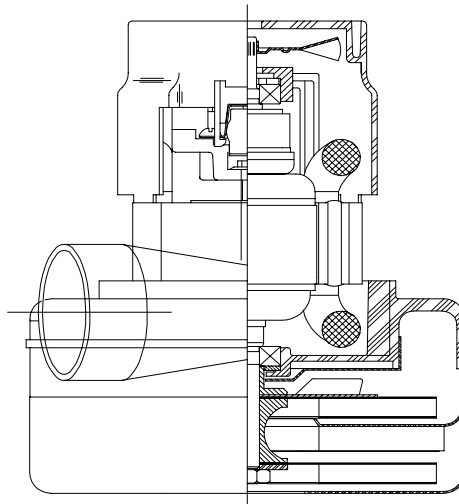
**\*Model 116157-32 features inlet tube 1.875" diameter x 1.0" long**

**DESCRIPTION**

- Two stage
- 24 Volts
- 5.7"/145 mm diameter
- Double ball bearings
- Single speed
- Tangential bypass discharge
- Thermoset fan end bracket
- Aluminum commutator bracket

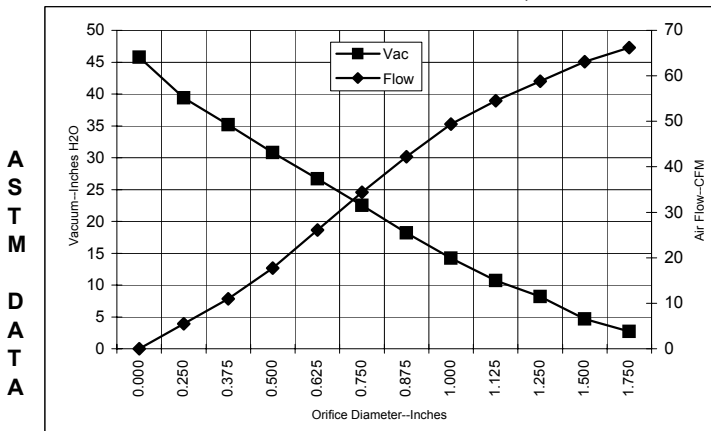
**DESIGN APPLICATION**

- Equipment operating in environments requiring separation of working air from motor ventilating air
- Designed to handle clean, dry, filtered air only

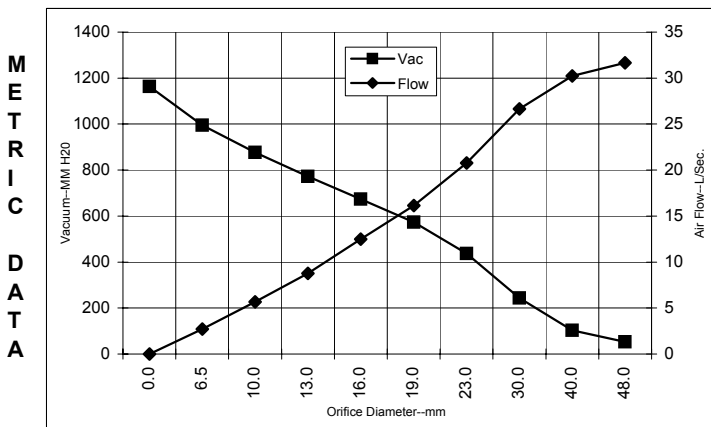


**TYPICAL MOTOR PERFORMANCE.\***

(At 24 volts DC, test data is corrected to standard conditions of 29.92 Hg, 68° F.)



Orifice (Inches)	Amps	Watts (In)	RPM	Vac (In.H <sub>2</sub> O)	Flow (CFM)	Air Watts
2.000	16.1	386	12235	1.7	67.8	13
1.750	16.1	388	12205	2.7	66.2	21
1.500	16.2	389	12160	4.7	63.1	34
1.250	16.2	390	12135	8.2	58.8	57
1.125	16.2	390	12140	10.7	54.5	69
1.000	16.1	388	12195	14.2	49.4	83
0.875	15.9	381	12310	18.2	42.2	90
0.750	15.4	370	12600	22.5	34.4	91
0.625	14.8	356	13005	26.7	26.1	82
0.500	14.1	338	13470	30.8	17.7	64
0.375	13.3	320	14095	35.2	11.0	46
0.250	12.6	303	14725	39.4	5.5	25
0.000	12.0	288	15385	45.8	0.0	0



Orifice (mm)	Amps	Watts (In)	RPM	Vac (mm H <sub>2</sub> O)	Flow (L/Sec)	Air Watts
48.0	16.1	387	12222	54	31.7	17
40.0	16.2	389	12174	103	30.2	30
30.0	16.2	390	12138	243	26.6	64
23.0	15.9	383	12281	437	20.8	88
19.0	15.4	370	12608	574	16.2	91
16.0	14.8	357	12989	674	12.5	82
13.0	14.1	340	13424	772	8.8	66
10.0	13.4	323	14001	877	5.7	49
6.5	12.7	304	14694	995	2.7	26
0.0	12.0	288	15385	1163	0.0	0

Note: Metric performance data is calculated from the ASTM data above.

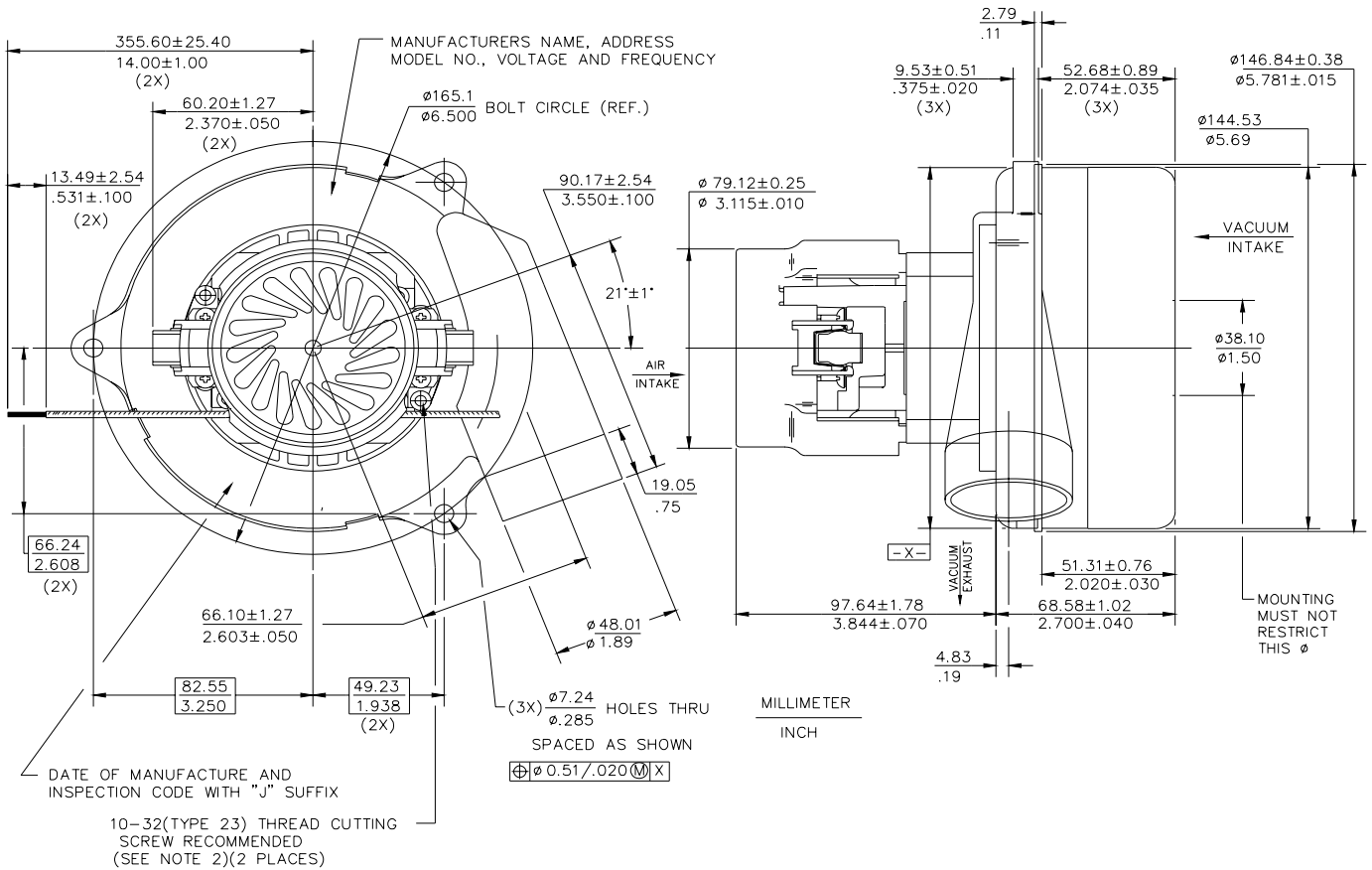
\* Data represents performance of a typical motor sampled from a large production quantity. Individual motor data may vary due to normal manufacturing variations.

<b>Test Specs:</b>	<b>24 volts</b>	<b>Minimum Sealed Vacuum:</b>	<b>41.4"</b>	<b>ORIFICE:</b>	<b>7/8 "</b>	<b>Minimum Vacuum:</b>	<b>17.0"</b>	<b>Maximum Watts:</b>	<b>431</b>
--------------------	-----------------	-------------------------------	--------------	-----------------	--------------	------------------------	--------------	-----------------------	------------

**DIMENSIONS**

NOTES:

1. LEADS: 14 GA STRANDED, LEADS CAN BE ANY COLOR EXCEPT GREEN OR GREEN WITH YELLOW STRIPE.
2. GROUNDING OR EARTHING PROVISIONS: USE HOLES AS INDICATED FOR GROUNDING OR EARTHING. REFER TO APPROPRIATE LISTING OR REGULATORY AGENCY FOR PROPER METHOD OF GROUNDING OR EARTHING.



**IMPORTANT NOTE:** Pictorial and dimensional data are subject to change without notice. Contact factory for current revision levels.

**WARNING** - When using AMETEK Lamb Electric bypass motors in machines that come in contact with foam, liquid (including water), or other foreign substances, the machine must be designed and constructed to prevent those substances from reaching the fan system, motor housing, and electrical components. Lamb Electric vacuum motors other than hazardous duty models should not be applied in machines that come in contact with dry chemicals or other volatile materials. Failure to observe these precautions could cause flashing (depending on volatility) or electrical shock which could result in property damage and severe bodily injury, including death in extreme cases. All applications incorporating Lamb Electric motors should be submitted to appropriate organizations or agencies for testing specifically related to the safety of your equipment.

**AMETEK/Lamb Electric Division**  
 627 Lake Street  
 Kent, Ohio 44240  
 U.S.A.  
 Tel: (330) 673-3451 Fax: (330) 673-8994  
 www.lambelectric.com